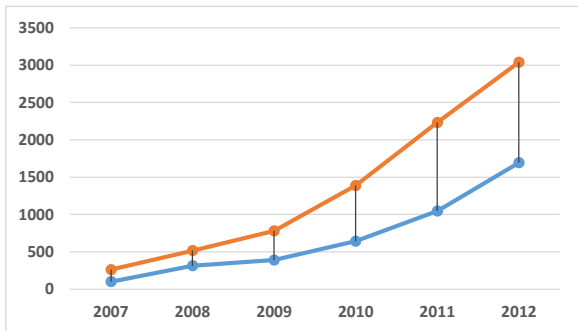


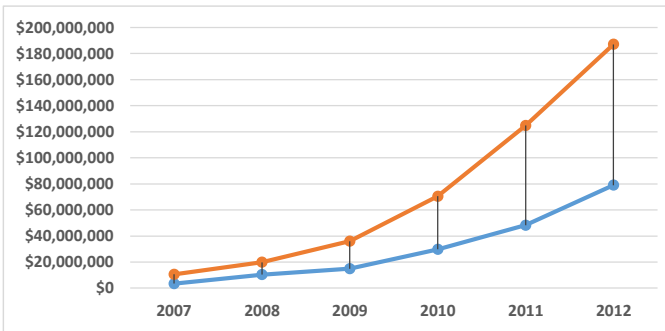
## VEGI PROGRAM

### PROJECTED vs. ACTUAL ECONOMIC ACTIVITY 2007-2012

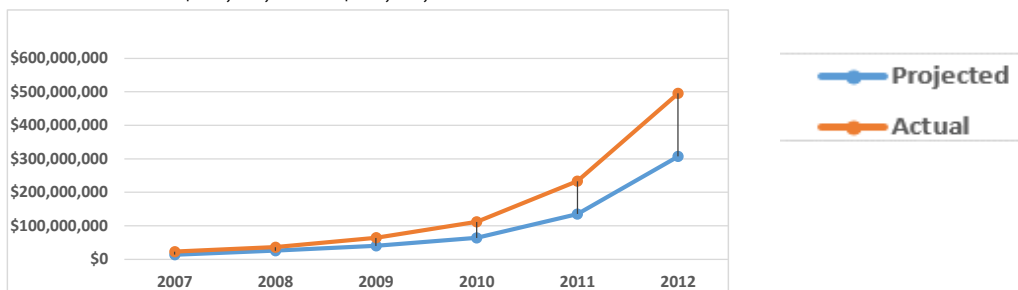
**NEW QUALIFYING JOBS**  
 PROJECTED 1694    ACTUAL 3038    **80% MORE JOBS**



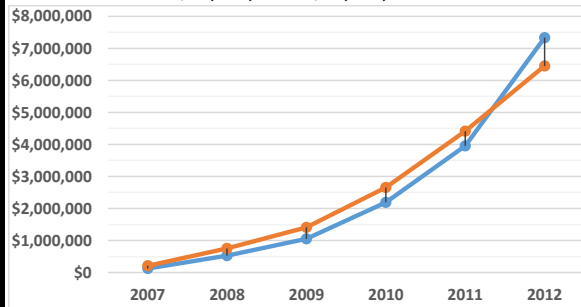
**NEW QUALIFYING PAYROLL**  
 PROJECTED \$ 79,029,577    ACTUAL \$ 187,097,847    **137% MORE PAYROLL**



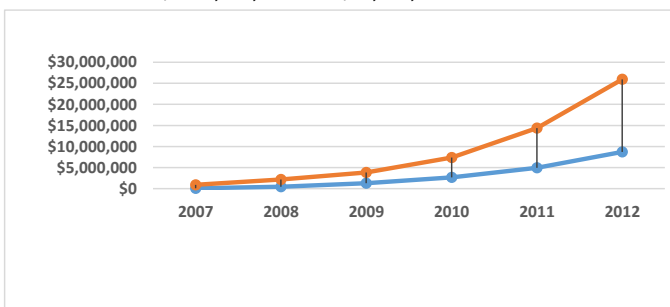
**NEW QUALIFYING CAPITAL INVESTMENTS**  
 PROJECTED \$306,924,342    ACTUAL \$495,413,446    **60% MORE CAPEX**



**INCENTIVE PAYMENTS**  
 PROJECTED \$ 7,334,069    ACTUAL \$ 6,452,792



**NET REVENUE TO THE STATE**  
 PROJECTED \$ 8,716,214    ACTUAL \$25,936,900    **200% MORE REVENUE**



**EMPLOYMENT MULTIPLIER = 2.2 JOBS**  
 FOR EVERY JOB A VEGI COMPANY CREATES 2.2 JOBS ARE CREATED IN THE VERMONT ECONOMY

**ECONOMIC MULTIPLIER = \$154 MILLION/YEAR**  
 VEGI COMPANIES SPEND \$154 MILLION EACH YEAR WITH OTHER VERMONT COMPANIES